

# NetKey® Cabling System



**PANDUIT®**  
building a smarter,  
unified business foundation  
Connect. Manage. Automate.

## ***NetKey® Cabling System***

The NetKey® Copper and Fiber Cabling System provides a complete, standards compliant cabling infrastructure solution for voice, data and video applications. NetKey® Modules feature the universal “keystone” design and are compatible with a wide assortment of modular patch panels, faceplates, and surface mount boxes. When teamed with complementary Panduit products, the NetKey® solutions cover all your needs from the telecommunication room to the work area with the proven innovation and quality you depend on from Panduit.



Panduit and General Cable™ offer a comprehensive line of contractor-grade connectivity and cabling solutions. This world-class partnership provides guaranteed network performance and system reliability for customer requirements.

For the complete cable offering, reference the NetGen® Structured Cabling Solutions Brochure, SA-NCCB16.

NetGen is a registered trademark of General Cable Technologies Corporation and Panduit.

General Cable is a registered trademark of General Cable Technologies Corporation. NetGen is a registered trademark of General Cable Technologies Corporation and Panduit.

Panduit and NetKey are registered trademarks of Panduit Corp.





### **NetKey® Modules**

Pages 4 and 5



### **NetKey® Patch Panels**

Page 9



### **NetKey® Copper and Fiber Patch Cords**

Pages 4, 7 and 8



### **NetKey® Faceplates and Surface Mount Boxes**

Pages 10 and 11



### **Media Distribution System**

Pages 14 – 18



### **Racks and Cable Management**

Page 19



### **Identification and Labeling Systems**

Page 19

## NetKey® Category 6, 5e and 3 Jack Modules

- Meet all industry performance standards for Category 6, 5e and 3
- Punchdown jack modules are 100% performance tested and individually serialized for future traceability
- Snap in and out of keystone openings for easy moves, adds and changes
- Universal label includes T568A and T568B wiring schemes



NK688MIW  
NKP5E88MIW



NK688MIW-Q  
NKP5E88MIW-Q



NK5E88MIWY




NK5E88MIW-Q



NK388MIWY



NK366UMIWY



NK366MIWY

Part Number	Description	Color
<b>NetKey® Category 6 UTP Jack Modules*</b>		
NK688MIW	Category 6, 8-position, 8-wire, keystone punchdown jack module.	Off White
NK688MIW-Q	Convenience pack of 25, Category 6, 8-position, 8-wire, keystone punchdown jack modules.	Off White

<b>NetKey® Category 5e UTP Jack Modules*</b>		
NKP5E88MIW	Category 5e, 8-position, 8-wire, keystone punchdown jack module.	Off White
NKP5E88MIW-Q	Convenience pack of 25, Category 5e, 8-position, 8-wire, keystone punchdown jack modules.	Off White
NK5E88MIWY	Category 5e, 8-position, 8-wire, keystone leadframe jack module.	Off White
NK5E88MIW-Q	Convenience pack of 25, Category 5e, 8-position, 8-wire, keystone leadframe jack modules.	Off White

<b>NetKey® Category 3 UTP Jack Modules**</b>		
NK388MIWY	Category 3, 8-position, 8-wire, keystone leadframe jack module.	Off White
NK366UMIWY	Category 3, 6-position, 6-wire, keystone leadframe jack module. Termination cap color-coded to USOC wiring scheme.	Off White
NK366MIWY	Category 3, 6-position, 6-wire, keystone leadframe jack module.	Off White

\*For standard colors replace color suffix with IW (Off White), EI (Electric Ivory), IG (International Gray), WH (White), BL (Black), BU (Blue), RD (Red), YL (Yellow), GR (Green), OR (Orange) or VL (Violet). To order convenience package of 25 jack modules, add -Q to end of part number.

\*\* For standard colors replace color suffix with IW (Off White), EI (Electric Ivory), IG (International Gray), WH (White) or BL (Black). Termination tools found on page 13.

## NetKey® Copper UTP Patch Cords

- Meet all industry performance standards for Category 6 and 5e
- 100% performance tested
- Available in a variety of colors and lengths for design flexibility



NK6PC^Y



NK5EPC^Y

Part Number	Description
<b>Category 6</b>	
NK6PC^Y	Category 6, UTP patch cord with modular plugs on each end.
<b>Category 5e</b>	
NK5EPC^Y	Category 5e, UTP patch cord with modular plugs on each end.

^Available in 3, 5, 7, 10, 14 and 20 foot lengths.


\*For standard colors other than Off White, add suffix BU (Blue), RD (Red), YL (Yellow) or GR (Green) before Y in the part number. For example, the part number of a blue, Category 6, 5-foot patch cord is NK6PC5BUY.

## NetKey® Fiber Optic Connectors

- Meets TIA/EIA-568-C.3 requirements
- Insertion loss: .1dB typical (multimode), .2dB typical (singlemode)
- Return loss: >20dB (multimode), >40dB (singlemode)
- Each duplex plug includes housing, insert, two ferrule assemblies, two crimp sleeves, one boot for 3mm jacketed cable and two dust caps



NKFLCSMWH



NKFLCCLIP-L



NKFSCMBL



NKFSCMPC5BL



NKFSCCLIP-L



NKFSTMABL^



NKFSTMPC6EI

Part Number	Description
<b>LC Connectors - Pot and Polish Termination</b>	
NKFLCSMWH	LC 62.5/125µm multimode simplex connector. EI (Electric Ivory) body, WH (White) boot.
NKFLCSMBL	LC 50/125µm multimode simplex connector. EI (Electric Ivory) body, BL (Black) boot.
NKFLCSMAQ	LC 50/125µm OM3/OM4 multimode simplex connector. EI (Electric Ivory) body, AQ (Aqua) boot.
NKFLCSSWH	LC singlemode simplex connector. BU (Blue) body, WH (White) boot.
NKFLCCLIP-L	LC duplex clip, Red.
<b>SC Connectors - Pot and Polish Termination</b>	
NKFSCMWH	SC 62.5/125µm multimode simplex connector. EI (Electric Ivory) body, WH (White) boot.
NKFSCMBL	SC 50/125µm multimode simplex connector. EI (Electric Ivory) body, BL (Black) boot.
NKFSCMAQ	SC 50/125µm OM3/OM4 multimode simplex connector. EI (Electric Ivory) body, AQ (Aqua) boot.
NKFSCSWH	SC singlemode simplex connector. BU (Blue) body, WH (White) boot.
NKFSCCLIP-L	SC Duplex Clip, Red.
<b>SC Connectors - Pre-Polished Cam Termination</b>	
NKFSCMPC6EI	SC OptiCam® Composite Ferrule 62.5/125µm multimode simplex connector, Electric Ivory.
NKFSCMPC5BL	SC OptiCam® Composite Ferrule 50/125µm multimode simplex connector, Black.
<b>ST Connectors - Pot and Polish Termination</b>	
NKFSTMABL^	ST multimode connector with Black boot (62.5/125µm or 50/125µm).
NKFSTSABU	ST singlemode connector with Blue boot.
<b>ST Connectors - Pre-polish Cam Termination</b>	
NKFSTMPC6EI	ST OptiCam® Composite Ferrule 62.5/125µm multimode simplex connector, Electric Ivory.
NKFSTMPC5BL	ST OptiCam® Composite Ferrule 50/125µm multimode simplex connector, Black.

^NKFSTMABL also available with red boot, replace BL (Black) in part number with RD (Red).

## NetKey® Fiber Enclosures

- Factory configured with 6 or 12 duplex LC or SC adapters for fast and easy cabling and installation
- Slide-out drawer slides forward a full 300mm for service access to all fiber terminations, connections, and/or splices

- Supports both field termination via pot-and-polish using Panduit® NetKey® Connectors, or fusion splicing with appropriate slack storage and cable management provisions
- Simple two-piece, all-metal body construction for easy and economical installation with no loose components to misplace; improved protection over plastic fiber drawers



NKFD1W12EIDLC

Part Number	Description
<b>OM1 Duplex Adapters</b>	
NKFD1W12EIDSC	Pre-loaded fiber drawer with 12 SC duplex adapters for 62.5/125µm (OM1) multimode fiber.
NKFD1W24EIDLC	Pre-loaded fiber drawer with 24 LC duplex adapters for 62.5/125µm (OM1) multimode fiber.
<b>OM2 Duplex Adapters</b>	
NKFD1W12BLDSC	Pre-loaded fiber drawer with 12 SC duplex adapters for 50/125µm (OM2) multimode fiber.
NKFD1W24BLDLC	Pre-loaded fiber drawer with 24 LC duplex adapters for 50/125µm (OM2) multimode fiber.
<b>OM3/OM4 Duplex Adapters</b>	
NKFD1W12AQDSC	Pre-loaded fiber drawer with 12 SC duplex adapters for 50/125µm (OM3/OM4) multimode fiber.
NKFD1W24AQDLC	Pre-loaded fiber drawer with 24 LC duplex adapters for 50/125µm (OM3/OM4) multimode fiber.
<b>OS1/OS2 Duplex Adapters</b>	
NKFD1W12BUDSCZ	Pre-loaded fiber drawer with 12 SC duplex adapters for 9/125µm (OS1/OS2) multimode fiber.
NKFD1W24BUDLCZ	Pre-loaded fiber drawer with 24 LC duplex adapters for 9/125µm (OS1/OS2) multimode fiber.

For 6 adapters per enclosure, replace 12 in part number with 6.  
For 12 adapters per enclosure, replace 24 in part number with 12.

## NetKey® Fiber Optic Adapters



NKDLMIW



NKSCMZW



NKSTMIW



NKMJMIW

Part Number	Description	Color
<b>LC Adapters</b>		
NKDLMIW	Keystone module supplied with one LC Sr./Jr. SFF multimode duplex adapter with phosphor bronze split sleeves.	Off White
NKDLCMZW	Keystone module supplied with one LC Sr./Jr. SFF singlemode duplex adapter with zirconia ceramic split sleeves.	Off White
<b>SC Adapters</b>		
NKSCMIW	Keystone module supplied with one SC multimode simplex adapter with phosphor bronze split sleeve.	Off White
NKSCMZW	Keystone module supplied with one SC singlemode simplex adapter with zirconia ceramic split sleeve.	Off White
<b>ST Adapters</b>		
NKSTMIW	Keystone module supplied with one ST multimode simplex adapter with phosphor bronze split sleeve.	Off White
<b>MT-RJ Adapter</b>		
NKMJMIW	MT-RJ multimode duplex keystone adapter module.	Off White

For standard colors other than IW (Off White), replace suffix with BL (Black), EI (Electric Ivory), IG (International Gray) or WH (White).



## NetKey® Fiber Optic Patch Cords and Pigtails

- Compliant with TIA/EIA 568-C.3-1 and ISO/IEC 11801, TIA-604-5 (FOCIS-5), and UL 1666 (OFNR) flame rating
- Patch cords and pigtails include OM3 fiber or OM1, OM2, or OS1 fiber in 900µm tight-buffered fiber, 1.6mm or 3.0mm duplex zipcord jacketed cable or 1.8mm duplex zipcord jacketed cable
- 100% performance tested assures that patch cords and pigtails are standard compliant, Riser rated jacket meets UL 1666 (OFNR) flame rating for standard complaint safety
- Q.C. identification label quality control reference provides lifetime traceability of test data




ST to ST Patch Cord



SC to SC Patch Cord



LC to LC Patch Cord




SC to LC Patch Cord

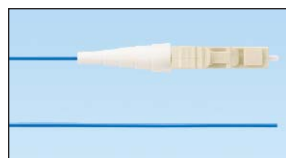
Part Number*	Description
<b>ST to ST Patch Cords</b>	
NKF6GR022-2M01	ST to ST patch cord, OM1, riser, duplex (3 mm jacket).
NKF5GR022-2M01	ST to ST patch cord, OM2, riser, duplex (3 mm jacket).
NKFXGR022-2M01	ST to ST patch cord, OM3, riser, duplex (3 mm jacket).
NKF9GR022-2M01	ST to ST patch cord, singlemode, riser, duplex (3 mm jacket).
<b>SC to SC Patch Cords</b>	
NKF6GR02S-SM01	SC to SC patch cord, OM1, riser, duplex (3 mm jacket).
NKF5GR02S-SM01	SC to SC patch cord, OM2, riser, duplex (3 mm jacket).
NKFXGR02S-SM01	SC to SC patch cord, OM3, riser, duplex (3 mm jacket).
NKF9GR02S-SM01	SC to SC patch cord, singlemode, riser, duplex (3 mm jacket).
<b>LC to LC Patch Cords</b>	
NKF6ER02L-LM01	LC to LC patch cord, OM1, riser, duplex (1.6 mm jacket).
NKF5ER02L-LM01	LC to LC patch cord, OM2, riser, duplex (1.6 mm jacket).
NKFXER02L-LM01	LC to LC patch cord, OM3, riser, duplex (1.6 mm jacket).
NKF9ER02L-LM01	LC to LC patch cord, singlemode, riser, duplex (1.6 mm jacket).
<b>SC to LC Patch Cords</b>	
NKF6ER02S-LM01	SC to LC patch cord, OM1, riser, duplex (1.6 mm jacket).
NKF5ER02S-LM01	SC to LC patch cord, OM2, riser, duplex (1.6 mm jacket).
NKFXER02S-LM01	SC to LC patch cord, OM3, riser, duplex (1.6 mm jacket).
NKF9ER02S-LM01	SC to LC patch cord, singlemode, riser, duplex, (1.6mm jacket).
<b>ST to SC Patch Cords</b>	
NKF6GR022-SM01	ST to SC patch cord, OM1, riser, duplex (3 mm jacket).
NKF5GR022-SM01	ST to SC patch cord, OM2, riser, duplex (3 mm jacket).
NKFXGR022-SM01	ST to SC patch cord, OM3, riser, duplex (3 mm jacket).
NKF9GR022-SM01	ST to SC patch cord, singlemode, riser, duplex (3 mm jacket).

\*For standard meter lengths other than 1 meter (2, 3, 5 or 10), change the length designation in the part number to the desired length. For example, the part number for a 2 meter, ST to ST, OM1, riser, duplex patch cord is NKF6GR022-2M02.


## NetKey® Fiber Optic Patch Cords and Pigtails (continued)




MT-RJ to MT-RJ Patch Cord



LC to Pigtail



SC to Pigtail



ST to Pigtail

Part Number*	Description
--------------	-------------

### MT-RJ to MT-RJ Patch Cords

NKF6FR02F-FM01	MT-RJ to MT-RJ patch cord, OM1, riser, duplex (1.8 mm jacket).
NKF5FR02F-FM01	MT-RJ to MT-RJ patch cord, OM2, riser, duplex (1.8 mm jacket).
NKFXFR02F-FM01	MT-RJ to MT-RJ patch cord, OM3, riser, duplex (1.8 mm jacket).

### LC to MT-RJ Patch Cords

NKF6FR02L-FM01	LC to MT-RJ patch cord, OM1, riser, duplex (1.8 mm jacket).
NKF5FR02L-FM01	LC to MT-RJ patch cord, OM2, riser, duplex (1.8 mm jacket).
NKFXFR02L-FM01	LC to MT-RJ patch cord, OM3, riser, duplex (1.8 mm jacket).

### ST to MT-RJ Patch Cords

NKF6FR022-FM01	ST to MT-RJ patch cord, OM1, riser, duplex (1.8 mm jacket).
NKF5FR022-FM01	ST to MT-RJ patch cord, OM2, riser, duplex (1.8 mm jacket).
NKFXFR022-FM01	ST to MT-RJ patch cord, OM3, riser, duplex (1.8 mm jacket).

### SC to MT-RJ Patch Cords

NKF6FR02S-FM01	SC to MT-RJ patch cord, OM1, riser, duplex (1.8 mm jacket).
NKF5FR02S-FM01	SC to MT-RJ patch cord, OM2, riser, duplex (1.8 mm jacket).
NKFXFR02S-FM01	SC to MT-RJ patch cord, OM3, riser, duplex (1.8 mm jacket).

### LC Pigtails

NKF6BN011-NM01	LC to Pigtail, OM1, simplex, 900µm buffered fiber.
NKF5BN011-NM01	LC to Pigtail, OM2, simplex, 900µm buffered fiber.
NKFXBN011-NM01	LC to Pigtail, OM3, simplex, 900µm buffered fiber.
NKF9BN011-NM01	LC to Pigtail, singlemode, simplex, 900µm buffered fiber.

### SC Pigtail

NKF6BN013-NM01	SC to Pigtail, OM1, simplex, 900µm buffered fiber.
NKF5BN013-NM01	SC to Pigtail, OM2, simplex, 900µm buffered fiber.
NKFXBN013-NM01	SC to Pigtail, OM3, simplex, 900µm buffered fiber.
NKF9BN013-NM01	SC to Pigtail, singlemode, simplex, 900µm buffered fiber.

### ST Pigtail

NKF6BN012-NM01	ST to Pigtail, OM1, simplex, 900µm buffered fiber.
NKF5BN012-NM01	ST to Pigtail, OM2, simplex, 900µm buffered fiber.
NKFXBN012-NM01	ST to Pigtail, OM3, simplex, 900µm buffered fiber.
NKF9BN012-NM01	ST to Pigtail, singlemode, simplex, 900µm buffered fiber.

\*For standard meter lengths other than 1 meter (2, 3, 5 or 10), change the length designation in the part number to the desired length. For example, the part number for a 2 meter, MT-RJ to MT-RJ, patch cord, OM1, riser, duplex patch cord is NKF6FR02F-FM02.



## NetKey® Patch Panels

- Mount to standard TIA/EIA 19" racks
- Punchdown patch panels meet all industry performance standards for Category 6 and 5e
- Modular patch panels accept all NetKey® Modules

- Optional angled versions available for high density installations
- Strain relief bars assist in cable management and bend radius control
- Filler panels reserve space for future use and direct airflow



NK6PPG12WY  
NK5EPPG12WY



NK6PPG24Y  
NK5EPPG24Y



NK6PPG48Y  
NK5EPPG48Y



NKFP24Y



NKFP48Y



NKPPA24FMY



NKPPA48FMY



NKMP24Y



NKMP48Y




SRB19BLY



SRBM19BLY



TLBP1R-V



TLBP2R-V



CPAF2BLY



WB89D

Part Number	Description
-------------	-------------

### Punchdown Patch Panels\*

#### Category 6

NK6PPG12WY	Category 6, 12-port punchdown patch panel. Mounts to wall with standard 89D bracket (WB89D).
NK6PPG24Y	Category 6, 24-port punchdown patch panel, 1 RU.
NK6PPG48Y	Category 6, 48-port punchdown patch panel, 2 RU.

#### Category 5e

NK5EPPG12WY	Category 5e, 12-port punchdown patch panel. Mounts to wall with standard 89D bracket (WB89D).
NK5EPPG24Y	Category 5e, 24-port punchdown patch panel, 1 RU.
NK5EPPG48Y	Category 5e, 48-port punchdown patch panel, 2 RU.

\*Punchdown patch panels are color-coded for T568A and T568B wiring schemes. Punchdown tools found on page 13.

### Modular Patch Panels

NKFP12W	12-port modular patch panel. Mounts to wall with standard 89D bracket (WB89D).
NKFP24Y	24-port modular patch panel, 1 RU.
NKFP48Y	48-port modular patch panel, 2 RU.
NKFP24KSRSY	24-port modular patch panel with strain relief bar, 1 RU.
NKFP48KSRSY	48-port modular patch panel with strain relief bar, 2 RU.

### Flush Mount Patch Panels

NKPPA24FMY	24-port flush mount angled modular patch panel, 1 RU.
NKPPA48FMY	48-port flush mount angled modular patch panel, 2 RU.
NKPP24FMY	24-port flush mount modular patch panel, 1 RU.
NKPP48FMY	48-port flush mount modular patch panel, 2 RU.

### All Metal Patch Panels

NKMP24Y	24-port all metal modular patch panel, 1 RU.
NKMP48Y	48-port all metal modular patch panel, 2 RU.

### Wall Mount Bracket

WB89D	Wall mount bracket. Ideal for use with 12-port punchdown or modular patch panels.
-------	---

### Strain Relief Bars

SRB19BLY	Strain relief bar extends 2" from standard 19" rack for additional cable support.
SRBM19BLY	Strain relief bar and Tak-Ty® Hook & Loop Cable Ties for additional cable support.
SRBS19BL-XY	Straight strain relief bar.


### Filler Panels

TLBP1S-V	1 RU tool-less filler panel, 9.52mm (3/8 in.) square holes.
TLBP1R-V	1 RU tool-less filler panel, M5 (#10) or M6 (#12) round tapped holes.
TLBP2S-V	2 RU tool-less filler panel, 9.52mm (3/8 in.) square holes.
TLBP2R-V	2 RU tool-less filler panel, M5 (#10) or M6 (#12) round tapped holes.
CPAF1BLY	1 RU angled filler panel.
CPAF2BLY	2 RU angled filler panel.

## NetKey® Faceplates

- Accept all NetKey® Modules
- Available in a variety of port densities

- Optional labels for easy port identification



Part Number	Description	Color
<b>Flush Mount Screw-On Faceplates†</b>		
NK*FNIW	Single gang, flush mount vertical faceplate.	Off White
NK**FIWY	Single or double gang, flush mount vertical faceplate with labels.	Off White
NK^HSFIWY	Single gang, flush mount, sloped, horizontal faceplate with labels.	Off White

### Stainless Steel Faceplates

NKF^S	Single or double gang, stainless steel, vertical faceplate with labels.	Off White
-------	---	-----------

\*Available in 1, 2, 3 and 4 port density configurations.

\*\*Available in single gang 1, 2, 4, and 6 port density configurations and 8 or 12 port double gang port density configurations.

^Available in 2 or 4 port density configurations.

^^Available in 2, 4 or 6 port density configurations.

†For standard colors other than IW (Off White), replace suffix with EI (Electric Ivory), WH (White), IG (International Gray) or BL (Black). NK2HSF\*\*Y and NK4HSF\*\*Y not available in BL (Black).

## NetKey® Faceplate Frames and Modular Inserts

- Inserts and faceplate frames enable design flexibility
- Accept all NetKey® Modules

- Available in a variety of port densities and orientation
- Optional labels for easy port identification



Part Number	Description	Color
<b>Executive Series Faceplate Frames</b>		
CBEIWY	Single gang faceplate frame accepts two 1/2 size modular inserts or three 1/3 size modular inserts. Supplied with labels and label cover/screw covers.	Off White
CBEIW-2GY	Double gang faceplate frame accepts four 1/2 size modular inserts or six 1/3 size modular inserts. Supplied with labels and label cover/screw covers.	Off White

### Classic Series Faceplate Frames

CBIW	Single gang faceplate frame accepts two 1/2 size modular inserts or three 1/3 size modular inserts.	Off White
CBIW-2G	Double gang faceplate frame accepts two 1/2 size modular inserts or six 1/3 size modular inserts.	Off White

### Modular Inserts

NKHS2IW-X	1/2 size, sloped modular insert. Accepts two NetKey® Modules.	Off White
NKHS2SIW-X	1/2 size, sloped, shuttered, modular insert. Accepts two NetKey® Modules.	Off White
NKHF2MIW-X	1/3 size flat modular insert. Accepts two NetKey® Modules.	Off White
CHB2MIW-X	1/3 blank modular insert reserves space for future use.	Off White

For standard colors other than IW (Off White), replace suffix with EI (Electric Ivory), WH (White), IG (International Gray) or BL (Black). Audio/Video inserts found on page 13.

## NetKey® Module Frames and Furniture Faceplate



NK2106MFIW



NK4106MFIW



NK2RMFIW



NK4RMFIW



NK4MFIW

Part Number	Description	Color
NK2106MFIW	Screw mount "106" duplex module frame. Accepts two NetKey® Modules.	Off White
NK4106MFIW	Screw mount "106" duplex module frame. Accepts four NetKey® Modules.	Off White
NK2RMFIW	Screw mount module frame. Accepts two NetKey® Modules. Compatible with standard NEMA outlet boxes and rectangular faceplates.	Off White
NK4RMFIW	Screw mount module frame. Accepts four NetKey® Modules. Compatible with standard NEMA outlet boxes and rectangular faceplates.	Off White
NK4MFIW	Snap on modular furniture faceplate. Accepts four NetKey® Modules.	Off White

For standard colors other than Off White, replace IW in part number with EI (Electric Ivory), WH (White), IG (International Gray) or BL (Black).

## NetKey® Phone Plate



KWPY



KWP3Y

Part Number	Description
KWPY	Stainless steel wall phone plate accepts one NetKey® Module.
KWP3Y	Stainless steel wall phone plate supplied with one Category 3 keystone leadframe module.

Wall mount faceplate kits compatible with wall mountable phones with short patch cord connections to the jack module.

## NetKey® Surface Mount Boxes

- Accept all NetKey® Modules
- Include mounting screws and adhesive tape



NK2BXIW-A



NK4BXIW-AY



NK6BXIW-AY



CBM-X

- Compatible with Panduit® LD3, LD5, and LD10 Raceway

Part Number	Description	Color
NK2BXIW-A	Surface mount box accepts two NetKey® Modules.	Off White
NK4BXIW-AY	Surface mount box accepts four NetKey® Modules.	Off White
NK6BXIW-AY	Surface mount box accepts six NetKey® Modules.	Off White
CBM-X	Optional magnet for mounting on metal surfaces. Compatible with NK2BXIW-A and NK4BXIW-AY.	—

For surface mount box standard colors other than IW (Off White), replace suffix with EI (Electric Ivory), IG (International Gray) or WH (White).

## NetKey® Audio/Video Modules



NKFIW



NKBNCMIWY



NKRSMBIWY



NKRTMRIW



NKRPMRIW



NKSPMIW



NKSVCIW



NKBPBIWY



NK35MSSIW



NK35MSCIW



NKHDMIW



NKUSBAAIW



NKBMIW-X

Part Number	Description	Color
-------------	-------------	-------

### F-Type Module

NKFIW	Keystone module supplied with 75 ohm industry standard F-Type coax bulkhead coupler.	Off White
-------	--	-----------

### 50 Ohm BNC Coax Module

NKBNCMIWY	Keystone module supplied with 50 ohm industry standard coax bulkhead coupler.	Off White
-----------	---	-----------

### RCA Modules

NKRSM^IWY	Keystone module supplied with RCA solder type connector. Inserts available in multiple colors.	Off White
NKRTM^IW	Keystone module supplied with RCA pass-through connector. Inserts available in multiple colors.	Off White
NKRPM^IW	Keystone module supplied with RCA punchdown connector. Inserts available in multiple colors.	Off White

### S-Video Modules

NKSPMIW	Keystone module supplied with SVHS punchdown connector.	Off White
NKSVCIW	Keystone module supplied with S-Video pass-through connector.	Off White

### 5-Way Binding Post Module

NKBP^IWY	Keystone module supplied with 5-way binding post.	Off White
----------	---	-----------

### 3.5mm Stereo Connector

NK35MSSIW	Keystone module supplied with 3.5mm (1/8") stereo solder type headset connector.	Off White
NK35MSCIW	Keystone module supplied with 3.5mm (1/8") stereo headset coupler.	Off White

### HDMI Coupler

NKHDMIW	Keystone module supplied with one HDMI 1.3 Type A female to female coupler module.	Off White
---------	--	-----------

### USB Coupler

NKUSBAAIW	Keystone module supplied with one USB 2.0 female A to female A coupler module.	Off White
-----------	--	-----------

### Blank Module

NKBMIW-X	Blank keystone module reserves space for future use.	Off White
----------	--	-----------

^To designate insert color, replace ^ with R (Red), Y (Yellow) or W (White). RCA solder type module (NKRSM^IWY) also available with B (Black) insert.

^^To designate insert color, replace ^^ with R (Red) or B (Black).

For standard colors other than IW (Off White), replace suffix with EI (Electric Ivory), WH (White), IG (International Gray) or BL (Black). 5-Way Binding Post Module (NKBP^IWY) only available in EI (Electric Ivory) and WH (White).



## NetKey® Audio/Video Inserts



CHR3RGBIW



CHR3WYRIW



CH9CIWY



CHD15HDCIWY



CHD15HDSCIWY

Part Number	Description	Color
<b>RCA Inserts</b>		
<b>CHR3RGBIW</b>	1/3 insert supplied with three RCA pass-through couplers. Inserts are red, green and blue. Ideal for component video.	Off White
<b>CHR3WYRIW</b>	1/3 insert supplied with three RCA pass-through couplers. Inserts are white, yellow and red. Ideal for composite video or left/right stereo.	Off White
<b>D-Subminiature Inserts</b>		
<b>CHD9CIWY</b>	1/3 insert supplied with 9-pin female to female coupler.	Off White
<b>CHD15HDCIWY</b>	1/3 insert supplied with 15-pin female to female coupler. SVGA compatible.	Off White
<b>CHD15HDSCIWY</b>	1/3 insert supplied with 15-pin HD screw down DB connector mounted to printed circuit board. SVGA compatible.	Off White

For standard colors other than IW (Off White), replace suffix with EI (Electric Ivory), WH (White), IG (International Gray) or BL (Black). Faceplate frames found on page 10.

## Termination Tools



PDT110



NKSPB



CJT



JR-PAN-2



FIELDKIT

Part Number	Description
<b>Pan-Punch® Termination Tool</b>	
<b>PDT110</b>	Single pair punchdown tool and blade terminates and cuts UTP cable in one operation. Ideal for use with Pan-Punch® Punchdown System.
<b>PDTH110</b>	Replacement blade for single pair punchdown tool (PDT110).
<b>NetKey® Jack Module Termination Tools</b>	
<b>JR-PAN-2*</b>	Fluke** JackRapid Termination Tool for Category 6 and Category 5e NetKey® Punchdown Modules.
<b>CJT-X</b>	Termination tool for Category 3 NetKey® Leadframe Jack Modules.
<b>Punchdown Base</b>	
<b>NKSPB</b>	Base used to assist in terminating punchdown modules.
<b>Fiber Termination Kit</b>	
<b>FIELDKIT</b>	Tools, consumables, installation instructions and stripping templates necessary for termination of all Panduit field polish connectors.

\*Fluke JackRapid Termination Tool available through distribution. Contact Fluke customer service at 800-283-5853 to locate a local distributor. \*\*Fluke is a registered trademark of Fluke Corporation.

## **Media Distribution System**

The Panduit media distribution system offers an efficient and cost-effective means to distribute voice, video, and data services within commercial and residential locations. High density solutions support a greater number of network services and applications allowing improved space utilization while cost effectively implementing media components. A comprehensive set of modular components improve design flexibility, enable quick modifications and scalability for future growth from the building demarcation point to the end user's network outlet.

### **Open Mounting Grid Base**

1" grid pattern across entire enclosure base provides for vertical or horizontal placement of hubs and other components, allowing greater flexibility for installation, and maximum use of available space.

### **Modular Patch Panel**

The media distribution NetKey® Modular Patch Panel provides a front-accessible patch panel module that accepts all NetKey® Voice, Video, Data and Audio Modules to provide communication to up to eight different locations.

### **Network Equipment Bracket**


The media distribution equipment bracket secures third-party equipment, such as routers or switches to the media distribution system enclosure, providing flexibility and choice to meet individual needs.

### **Cable Management**

Through the use of D-Hooks and the cable management kit, the Media Distribution System provides superior cable management within the enclosure to organize cables for easy access and to maximize enclosed space.







#### **Phone Hub Test Ports/ Security Interface**

Enables testing of the incoming phone lines from the building demarcation point and connections from the enclosure to the residence to ensure performance. Security interface includes a built-in switch that overrides the phone service for emergency notifications, ensuring safety and security of unit or residence when needed.



#### **Stackability**

Stackable hubs mount on top of one another to maximize use of enclosure space and offer easy expansion for additional drops.



#### **Grounding and Bonding**

Integrated grounding stud, along with optional grounding kit, provides means to properly ground the enclosure to the surrounding structure, protecting network equipment and maximizing uptime.



Shear forms built-in to the enclosure work with the cable management kit for appropriate cable management.

## Media Distribution Enclosures

- Enclosures offer easy installation, flexibility for quick modifications and scalability for future growth needs
- Grid pattern in base provides mounting and flexibility for the hubs
- Cantilever mounting slots flex to accommodate misaligned studs
- Integrated drywall positioning slots
- Hinged door (optional) available with lock and key



MSB14E



MSB24E



MS14B



MS24B



MS14HD



MS24HD



Populated  
Advanced Enclosure



MS24BHD

Part Number	Description	Color
-------------	-------------	-------

### Basic Enclosure Bases with Doors

MSB14E	14" x 14" media distribution basic enclosure with screw down door. 14.25"H x 14.25"W x 4.00"D (362.0mm x 362.0mm x 101.6mm).	White
MSB24E	14" x 24" media distribution basic enclosure with screw down door. 24.25"H x 14.25"W x 4.00"D (616.0mm x 362.0mm x 101.6mm).	White

### Advanced Enclosure Bases

MS14B	14" x 14" media distribution enclosure base. 14.25"H x 14.25"W x 4.00"D (362.0mm x 362.0mm x 101.6mm).	White
MS24B	14" x 24" media distribution enclosure base. 24.25"H x 14.25"W x 4.00"D (616.0mm x 362.0mm x 101.6mm).	White

### Hinged Doors for Advanced Enclosure Bases

MS14HD	14" x 14" hinged door with lock and key. 15.81"H x 15.75"W x 0.87"D (401.6mm x 400.0mm x 22.1mm).	White
MS24HD	14" x 24" hinged door with lock and key. 25.81"H x 15.75"W x 0.87"D (655.6mm x 400.0mm x 22.1mm).	White
MS14BHD	14" x 14" frameless hinged door with slam latch. 15.75"H x 15.75"W x 0.63"D (400.0mm x 400.0mm x 15.9mm).	White
MS24BHD	14" x 24" frameless hinged door with slam latch. 15.75"H x 25.75"W x 0.63"D (400.0mm x 654.0mm x 15.9mm).	White

Base and door for advanced enclosures sold separately.



## Media Distribution Voice (Phone) Hubs

- Split incoming phone lines up to eight locations to provide basic phone, fax, and modem services
- Expansion hub (optional) available for an additional eight connections



MS8PD



MS8PE

Part Number	Description	Color
MS8PD	Phone distribution hub with test ports and a security interface.	Black
MS8PE	Phone expansion hub.	Black

## Media Distribution Patch Panel

- Front accessible
- Accept all NetKey® Modules



NKM8PP

Part Number	Description	Color
NKM8PP	8-port modular patch panel.	Black

## Media Distribution Video Splitters

- Split incoming video/coax to distribute services
- Pre-mounted onto metal bracket for quick installation
- Snap directly into grid patterned enclosures for easy installation, moves, adds and changes



MS4S1G



MS8S1G



MS4S2G



MS8S2G

Part Number	Description
<b>1 GHz Splitters</b>	
MS4S1G	Media distribution 1 x 4 passive video splitter with 1 GHz performance to distribute high-quality RF signals to up to four outputs.
MS8S1G	Media distribution 1 x 8 passive video splitter with 1 GHz performance to distribute high-quality RF signals to up to eight outputs.
<b>2 GHz Splitters</b>	
MS4S2G	Media distribution 1 x 4 passive video splitter with 2 GHz performance to distribute high-quality RF signals to up to four outputs.
MS8S2G	Media distribution 1 x 8 passive video splitter with 2 GHz performance to distribute high-quality RF signals to up to eight outputs.

## Media Distribution Data Hub

- Meets Category 5e performance standards
- Front side 110 punchdown termination
- Allows easy access to connections within the enclosure




MS5E6PP

Part Number	Description	Color
MS5E6PP	Media distribution data hub for up to six different locations.	Black

## Media Distribution Accessories

- Bracket accepts third party equipment for design flexibility
- Cable management kit assists in proper cable routing within the enclosure

- Grounding kit includes assists in properly grounding media distribution
- Cable management ring controls cable bend radius



MSEBRKT



MSCM-KIT



MSGRD-KIT



MSCMR

Part Number	Description
<b>Media Distribution Kits</b>	
MSEBRKT	Media distribution equipment bracket that allows a variety of third-party equipment to be securely mounted within an enclosure.
MSCM-KIT	Media distribution cable management kit that includes the necessary components to help manage cables.
MSGRD-KIT	Media distribution grounding kit that includes necessary components to help ground media distribution.
<b>Media Distribution Cable Management Ring</b>	
MSCMR	Media distribution cable management ring.

## Identification and Labeling Systems

- Variety of labeling systems and labels enable quick and easy network identification



LS8EQ-KIT



LS8EQ



LS9Q



LS8E



LS8E-KIT



TDP43MY




S100X150VAC  
and S100X150VA1Y

Part Number	Description
<b>PanTher™ LS8EQ and Cougar™ LS9Q Hand-Held Thermal Transfer Printers</b>	
LS8EQ-KIT-ACS	Includes LS8EQ printer with QWERTY keypad, one cassette of S100X150VAC self-laminating labels, six AA alkaline batteries, LS8E-ACS, LS8-CASE, LS8-PCKIT, LS8-IB, LS8-WS, quick reference card and operator's manual.
LS8EQ-KIT	Includes LS8EQ printer with QWERTY keypad, one cassette of S100X150VAC self-laminating labels, six AA alkaline batteries, LS8-CASE, LS8-PCKIT, LS8-IB, LS8-WS, quick reference card and operator's manual.
LS8EQ	Includes LS8EQ printer with QWERTY keypad, one cassette of S100X150VAC self-laminating labels, six AA alkaline batteries and quick reference card.
LS9Q	Includes LS9Q printer with QWERTY keypad, one cassette of T100X000C1C-BK continuous nylon cloth tape, six AA alkaline batteries and quick reference card.
<b>PanTher™ LS8E Hand-Held Thermal Transfer Printer and Accessories</b>	
LS8E	LS8E printer, one cassette of self-laminating labels, six AA alkaline batteries and quick reference card.
LS8E-KIT	LS8E printer, one cassette of self-laminating labels, six AA alkaline batteries, rigid carrying case, LS8-PCKIT, LS8-IB, operator's manual and quick reference card.
S100X150VAC	Self-laminating, white vinyl label for use with LS8E printer.
<b>Thermal Transfer Desktop Printer and Accessories</b>	
TDP43MY	300 dpi printer, Panduit® Easy-Mark™ Labeling Software, hybrid black ribbon, AC power adapter with US and Europlug power cords, operator's manual and quick reference card.
S100X150VA1Y	Self-laminating, white vinyl label for use with thermal transfer desktop printer.

For complete identification offering, reference the Panduit Physical Infrastructure Systems Catalog (SA-NCCB51) or visit [www.panduit.com](http://www.panduit.com).

## Racks and Cable Management

- Cable management products and accessories maintain bend radius control and cable performance while bundling and securing cable to prevent snags and stress from over bending



Part Number	Description
R2P	19" EIA rack, aluminum. 84.0"H x 20.3"W x 3.0"D (2134mm x 514mm x 76mm), 45 RU.
WMPV45E	NetRunner™ front and rear vertical cable manager with dual hinged cover, wire retainers and side mount brackets, 45 RU.
WMPSE	PatchLink™ front and rear horizontal cable manager with dual hinged cover, 1 RU.
WMP1E	PatchLink™ front and rear horizontal cable manager with dual hinged cover, 2 RU.
CMPH1	OpenAccess™ front and rear horizontal cable manager with optional snap on cover, 1 RU.
CMPH2	OpenAccess™ front and rear horizontal cable manager with optional snap on cover, 2 RU.
CMPHF1	OpenAccess™ front only horizontal cable manager with optional snap on cover, 1 RU.
SRM19FM1	Rack mount shelf, 30 lb capacity, 1 RU.
SRM19FM2	Rack mount shelf, 50 lb capacity, 2 RU.
RGS134-1Y	Rack grounding strip 78.65"L x 0.67"W x 0.05"D (2mm x 17mm x 1.27mm). Provided with 5cc of antioxidant, one grounding sticker, and three each M6 x 12mm and #12-24 x 1/2" thread-forming screws.
GPQC10-10	Access floor grounding clamp for 7/8" square, 1" round, and 1-1/8" round pedestals.
RGCNJ660P22	Common bonding network to rack jumper kit. Provided with HTAP that bonds to MCBN sizes ranging from 16mm² - 25mm².

For complete cable management and grounding/bonding offering, reference the Panduit Physical Infrastructure Systems Catalog (SA-NCCB51) or visit [www.panduit.com](http://www.panduit.com).

# Real-World Solutions to Ensure the Success of Our Customers

*With a proven reputation for excellence and technology innovation, a robust ecosystem of global partners, and long-term alliances with top industry leaders, Panduit is a valuable, trusted partner offering strategic vision and real-world solutions to ensure the success of our customers.*



## Innovative Technology Leadership

Panduit is an industry leader in developing innovative technology solutions that meet the rapidly evolving needs of our customers around the world. Our commitment to continued leadership is supported by significant ongoing investment, dedicated manufacturing facilities, strategic technology alliances, and collaborative R&D with other industry leaders.



## Global Business & Commitment

Panduit's ongoing commitment to excellence and our technology alliances with key industry leaders such as Cisco Systems, EMC, Emerson, and IBM, enables our highly skilled and knowledgeable global sales, systems engineering, and technical support teams to engage with critical customer challenges that range from initial problem determination all the way to resolution. Local specialists, trained to global standards and competencies, provide consistent regional support that brings value to local business. Our global value chain, which combines manufacturing, distribution, and service, provides prompt responses to customer-related issues, and streamlines procurement and delivery to any global destination.



## Best-in-Class Partner Ecosystem

Panduit employs a consultative approach to identify customer needs and engage appropriate partners in a collaborative fashion to serve our customers. Panduit's robust ecosystem of architects, consultants, engineers, designers, systems integrators, contractors, and distributors offer a full portfolio of lifecycle services. Our partners are trained on relevant services to Plan & Design, Build & Deploy, and Maintain & Operate to deliver predictable and measurable results.



## Worldwide Alliances

Panduit has established long-term strategic alliances with top global industry leaders such as Cisco Systems, EMC, HP, IBM, Liebert, and Rockwell Automation to develop and integrate innovative, holistic solutions for our customers. We continually invest in relationships and resources for solving our customers' greatest business challenges.



## Eco-Sustainability & Global Citizenship

With a long-standing commitment to environmental excellence, Panduit continually develops and implements solutions designed to protect, replenish, and restore the world in which we live and operate. This commitment is demonstrated by Panduit's LEED-certified new world headquarters and future green building plans using its own revolutionary Unified Physical Infrastructure<sup>SM</sup> vision to enable convergence of critical systems for driving sustainability.

**Panduit Corp.**  
World Headquarters  
Tinley Park, IL 60487

cs@panduit.com  
US and Canada: 800.777.3300  
Europe, Middle East, and Africa:  
44.208.601.7200  
Latin America: 52.33.3777.6000  
Asia Pacific: 65.6305.7575

[www.panduit.com/NetKey](http://www.panduit.com/NetKey)

**PANDUIT®**